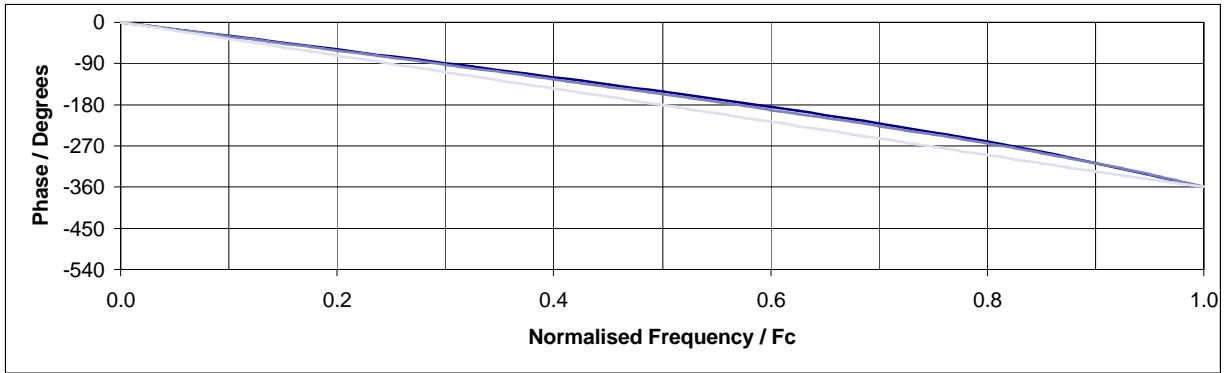


Amplitude Response

Kemo Filter Response 8.03 is a classic 8 pole Butterworth type filter. This response is fitted to BenchMaster 8 filters, with switchable high and low pass on each channel. The modified responses Pulse and Flat are shown. Data is theoretical.

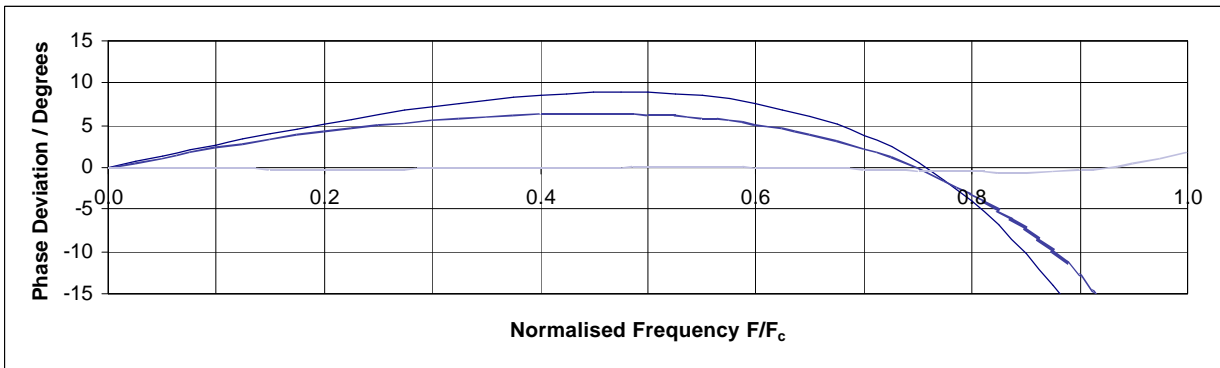
Response 8.03 (Butterworth) Data			
Equivalent Slope		48 dB / Octave	
Stopband (theoretical)		> -82.0 dB	
Overshoot (theoretical)		16.3 % at 1.35 / F_c	
Risetime to 0.996		1.127 / F_c	
Mean phase line (theoretical)		-321 f / F_c	
Attenuation / dB	Normalised Frequency / F_c		Attenuation / dB
0.10	0.78	1.00	3.0
0.25	0.84	1.10	7.5
0.50	0.88	1.25	15.6
1.00	0.92	1.50	28.2
3.00	1.00	1.75	38.9
6.00	1.06	2	48.0
12.00	1.19	3	76.4
24.00	1.41	4	-
36.00	1.69	5	-
48.00	2.00	8	-
60.00	2.38	10	-
80.00	3.10	-	-



Pa

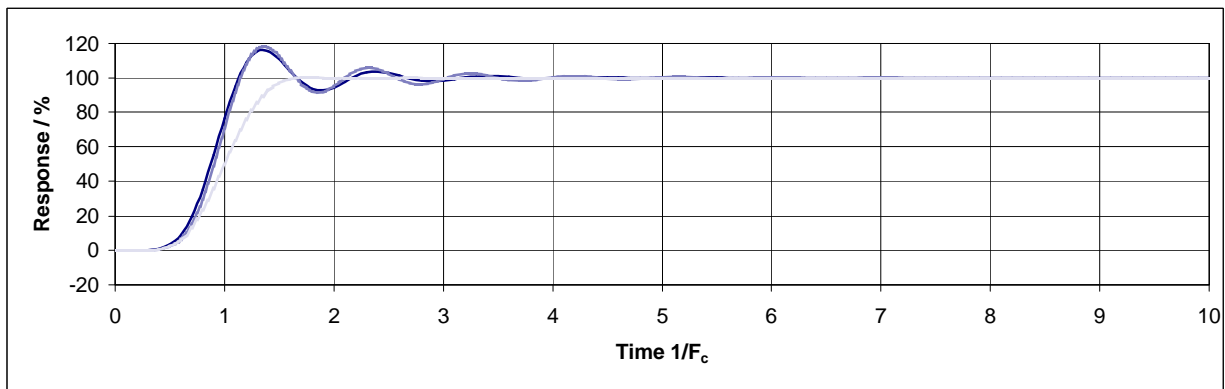
passband Phase Response

The Curve above shows the passband phase responses of the Kemo 8.03 filters.



Passband phase deviation

The above curve shows the passband phase variation for the Kemo response 8.03 filters, this is the difference between the mean phase line and the passband phase response of the filter.



Time Response to Step Input

The curve above shows the time response to a step input to the response 8.03 filter.

Note The minimum overshoot of the pulse modified response.

Note – F_c is cut-off frequency

Due to continued product development Kemo reserves the right to change specification without notice.